

References

- Arleroth, Jens, Kristensson & Henrik, 2011. *Waste in Lean Construction*. MSc Thesis. Sweden: Gothenburg Chalmers University of Technology.
- Aziz, F.R. & Hafez, S.M., 2013. Applying Lean thinking in construction and performance improvement. *Alexandria Engineering Journal*, 52, pp.679-695.
- Begam, S., Swamynathan, R. & Sekkizhar, J., 2013. Current Trends on Lean Management. *International Journal of Lean Thinking*, 4(2), pp.15-21.
- Bertelsen, S. & Koskela, L., 2004. *Construction beyond lean: A new understanding of construction management*. Elsinore, Denmark: Annual conference in the International Group for Lean Construction.
- Central Bank Annual Report, 2013. *National output and expenditure*. Sri Lanka.
- Ciarniene, R. & Vienazindiene, M., 2012. Lean Manufacturing: Theory & Practice. *Economics and Management*, 17(02).
- Connor, H. & Siddiqi, K., 2014. Impact of Lean principles on timely project completion. *Perkins+will research journal*, 6(2), pp.20-26.
- Dennis, P., 2007. *Lean Production Simplified. A Plain language guide to the world's most powerful production system*. 2nd ed. New York: Productivity press.
- Diekmann, J. et al., 2004. *Application of Lean Manufacturing Principles to Construction*. Austin: The construction Industry Institute.
- Duque, D.F. & Cadavid, L.R., 2007. Lean Manufacturing Measurements: The Relationship between Lean Activities and Lean Metrics. 23(105), pp.69-83.
- Farrar, J.M., AbouRizk, S.M. & Mao, X., 2004. Generic Implementation of Lean Concepts in Simulation Models. *Lean Construction Journal*, 1(1).
- Fearne, A. & Fowler, N., 2006. Efficiency versus effectiveness in construction supply chains: The Dangers of "Lean" Thinking in isolation. *Supply Chain Management*, 11(4), pp.283-287.
- Fiore, C., Coningsby, W.C. & Kok, A., 1970. Some aspects of quarrying economics. pp.359-365.
- Fu, J., 2013. *Logistics of Earthmoving Operations simulation and optimization*. Sweden: KTH Royal Institute of Technology.
- Gillespie, I., 2012. Quantifying Energy Used In An Asphalt Coating Plant. p.164.
- Gillespie, I., 2012. *Quantifying the energy used in an asphalt coating plant*. Master of Science. UK: University of Strathclyde.

- Hall, A., 2003. *Characterizing the Operation of a Large Hydraulic Excavator*. Master of Philosophy. Brisbane: University of Queensland.
- Harsha, N., Suresh, A.V. & Nagaraj, N., 2013. Implementation of Lean Concepts in the Construction Engineering. *International Journal of Engineering Research & Technology*, 2(5), pp.1078-1085.
- Hines, P., 2009. *The Principle of the Lean Business System*. Lean Enterprise Research Centre Annual Conference.
- Hosseini, S.A.A., Nikakhtar, A. & Ghoddousi, P., 2012. Flow Production of Construction Process through Implementing Lean Construction Principles and Simulation. *LACSIT International Journal of Engineering and Technology*, 4(4), pp.475-479.
- Javaid, M., Garg, D. & Ali, A., 2012. Increasing sale, Profit rate and Productivity Improvement Using Supply Chain Managemnt. 7(11).
- Kilpatrick, J., 2003. *Lean Principles*.
- Koskela, L., 1992. *Application of the new production philosophy to construction*. Technical Report. Finland: Stanford University.
- Larteb, Y., Haddout, A. & Benhadou, M., 2015. Successful Lean Implementation: The Systematic and Simulation Consideration of Soft and Hard Lean Practices. *International Journal of Engineering Research and General Science*, 3(2), pp.1258-1270.
- Marvel, J.H. & Stadridge, C.R., 2009. A simulation enhanced lean design process. *Journal of Industrial Engineering and Management*, 2(1), pp.90-113.
- Mehta, R.K., Mehta, D. & Mehta, N.K., 2012. Lean Manufacturing Practices: Problem and Prospects. *International Journal of Engineering*, 3, pp.119-124.
- Mossman, A., 2009. Creating value: a sufficient way to eliminate waste in lean design and lean production. *Lean Construction Journal*, pp.13-23.
- Rahman, H.A., Wang, C. & Lim, I.Y., 2012. Waste Processing Framework for Non-Value Adding Activities Using Lean Construction. *Journal of Frontiers in Construction Engineering*, 1(1), pp.8-13.
- Rylander, D. & Axelsson, J., 2013. *Lean Method to Identify improvements for operation control of quarry site*. Sweden: Malardalen University.
- Salem, O., Solomon, J., Genaidy, A. & Minkarah, I., 2006. Lean Costruction: From Theory to Implementation. *Journal of Management in Engineering*, 22, pp.168-175.
- Salem, O. & Zimmer, E., 2005. Application of Lean Manufacturing Principles to Construction. *Lean Construction Journal*, 2(2), pp.51-54.

Solomon, S., Genaidy, A. & Luegring, M., 2005. Site Implementation and Assessment of Lean Construction Techniques. *Lean Construction Journal*, 2(2).

The World Bank, 2014. *Rehabilitating Roads in Sri Lanka*. [Online] Available at: <http://www.worldbank.org/en/results/2014/04/16/rehabilitating-roads-connecting-people-prosperity> [Accessed December 2014].

Tinoco, J.C., 2004. *Implementation of Lean Manufacturing*. Msc Thesis. University of Wisconsin-Stout.

Vienazindiene, M. & Ciarniene, R., 2013. Lean Manufacturing Implementation and Progress Measurement. *Economic and Management*, 18(2), pp.366-373.

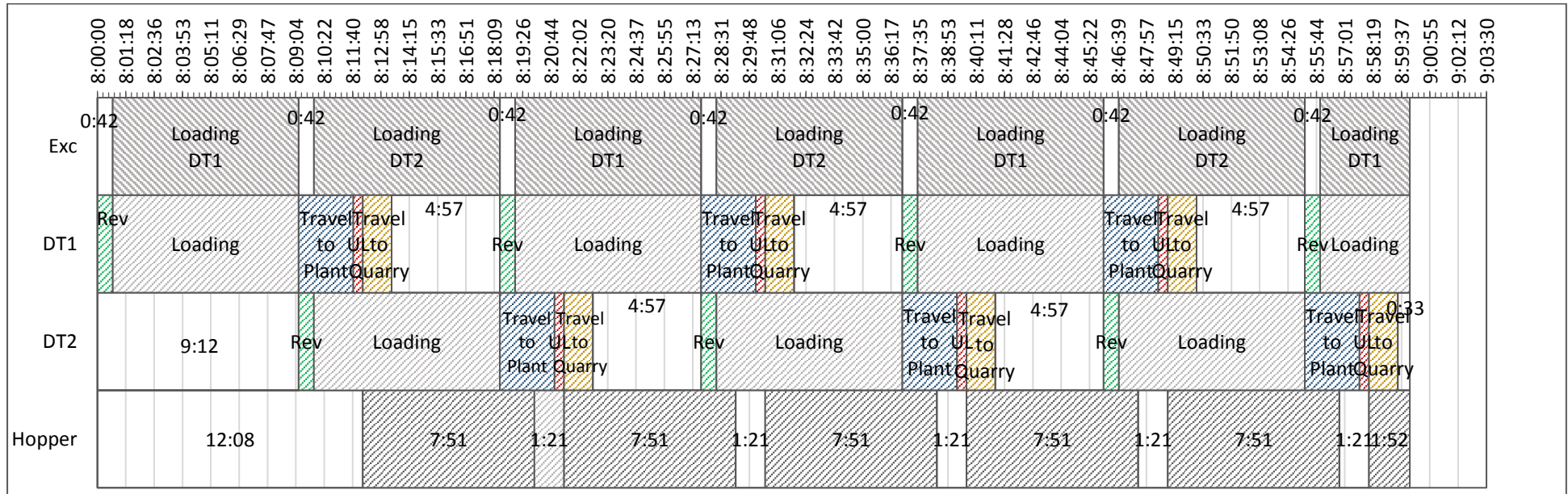
Xia, W. & Sun, J., 2013. Simulation Guided Value Stream Mapping and Lean Improvement: A Case study of a tabular machine facility. *Journal of Industrial Engineering Management*, 6(2), pp.456-476.

APPENDIX A

Reversing	0:42	min
Loading	8:30	min
Traveling	2:30	min
Unloading	0:26	min
Traveling back	1:19	min
Plant	130	ton/hr
DT	17	ton
Excavator	120	ton/hr
Hopper	40	ton

Cycle Time	13:27		
	Loading	Unloading	waiting at
	waiting	waiting	hopper
DT1	14:51	0:00	0:00
DT2	10:27	0:00	0:00
Excavator	0:00		

Plant Idling 6:46 min
 Production 89.04 ton

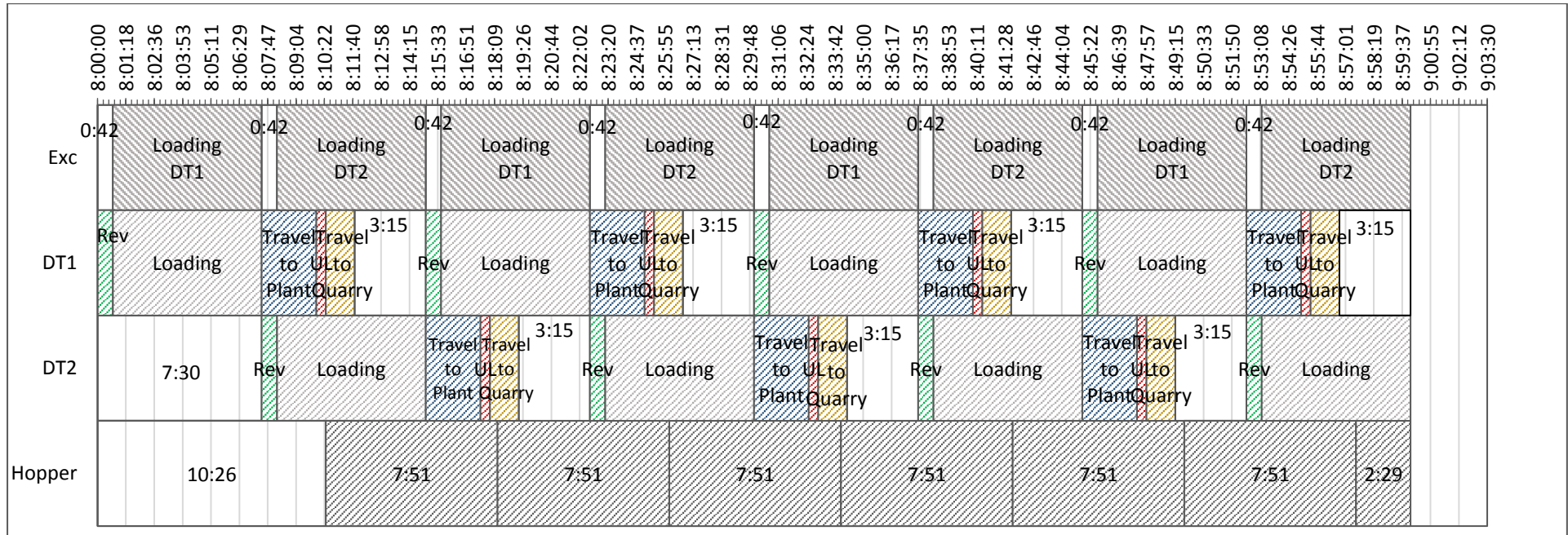


Plant No.01 Before Improving

Reversing	0:42	min
Loading	6:48	min
Traveling	2:30	min
Unloading	0:26	min
Traveling back	1:19	min
Plant	130	ton/hr
DT	17	ton
Excavator	150	ton/hr
Hopper	40	ton

Cycle Time	11:45		
	Loading waiting	Unloading waiting	waiting at hopper
DT1	13:00	0:00	0:00
DT2	9:45	0:00	0:00
Excavator	0:00		

Plant Idling 0:00 min
 Production 107.39 ton

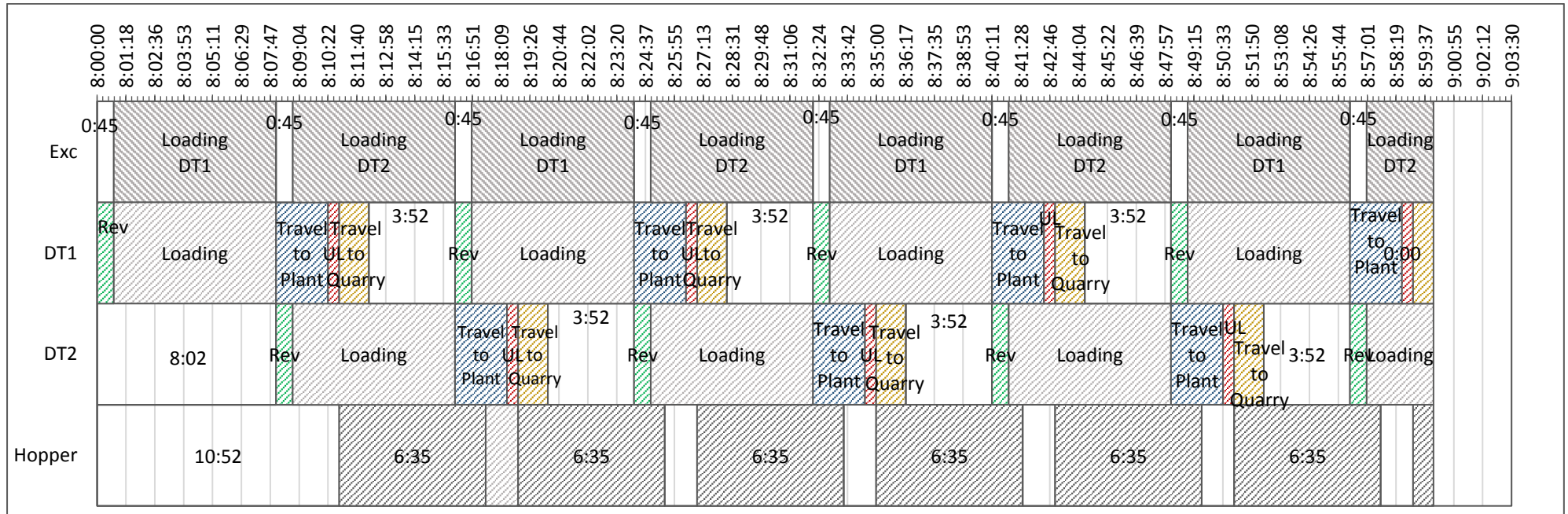


Plant No.01 After Improving

Reversing	0:45 min
Loading	7:17 min
Traveling	2:20 min
Unloading	0:30 min
Traveling back	1:20 min
Plant	155 ton/hr
DT	17 ton
Excavator	140 ton/hr
Hopper	40 ton

Cycle Time	12:12		
	Loading waiting	Unloading waiting	waiting at hopper
DT1	11:36	0:00	0:00
DT2	11:36	0:00	0:00
Excavator	0:00		

Plant Idling 8:44 min
 Production 104.37 ton

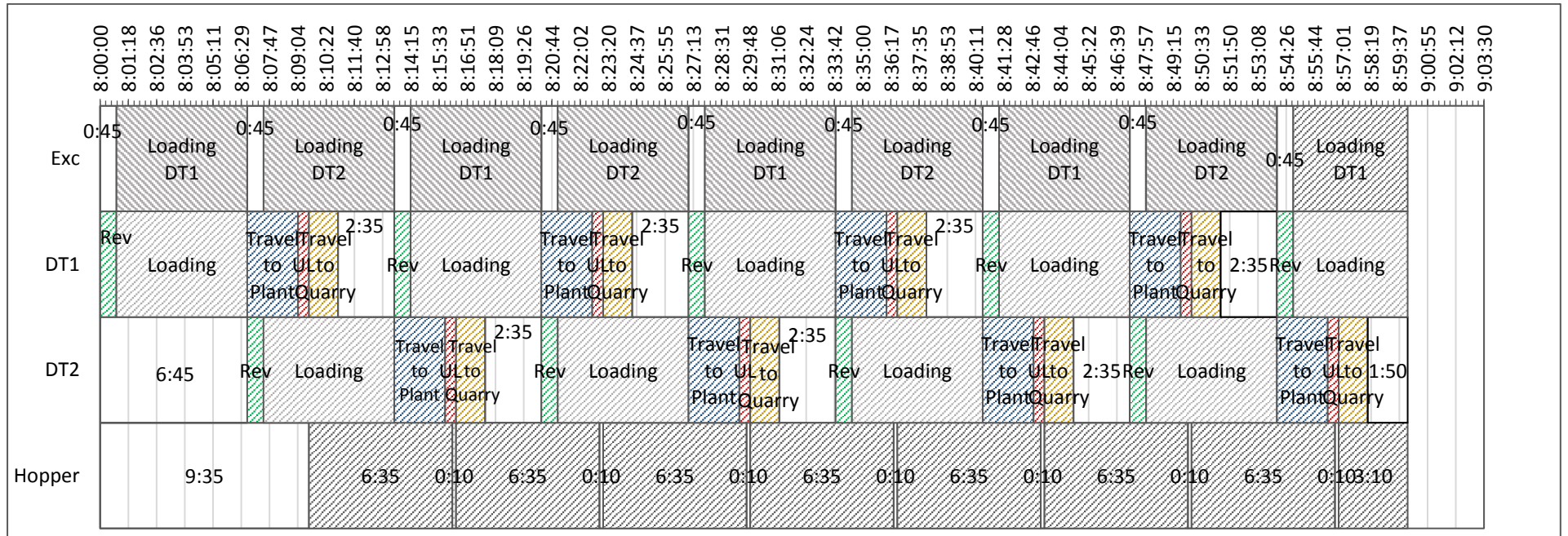


Plant No.02 Before Improving

Reversing	0:45	min
Loading	6:00	min
Traveling	2:20	min
Unloading	0:30	min
Traveling back	1:20	min
Plant	155	ton/hr
DT	17	ton
Excavator	170	ton/hr
Hopper	40	ton

Cycle Time	10:55		
	Loading waiting	Unloading waiting	waiting at hopper
DT1	10:20	0:00	0:00
DT2	9:35	0:00	0:00
Excavator	0:00		

Plant Idling 1:11 min
 Production 127.18 ton



Plant No.02 After Improving

APPENDIX B

Annex B01: Monthly Production Sheet

PRODUCTION SEPTEMBER 2015				
PLANTS	THIS MONTH		CUMULATIVE	STOCK PILE BALANCE
PANNALA PLANT				
ASPHALT PLANT		3,967.50 ton	492,938.21 ton	
CRUSHER PLANT (BOULDERS)		7,625.95 ton	991,324.18 ton	- ton
	Supplied :-	7,625.95 ton		
Cone Crusher		2,259.95 ton	117,092.53 ton	
BOPITIYA PLANT				
ASPHALT PLANT		1,796.64 ton	398,365.91 ton	
CRUSHER PLANT (BOULDERS)		14,594.53 ton	909,623.60 ton	1,110.67 ton
	Supplied :-	5,182.43 ton		
QUARRY PRODUCTION		1,126.69 ton		
DECANTING PLANT 01		422.00 drums	62,612.00 drums	
DECANTING PLANT 02		814.00 drums	67,750.00 drums	
DECANTING PLANT 03		1,036.00 drums	65,389.00 drums	Balance = 2,640 drums
MAHIYANGANAYA PLANT				
ASPHALT PLANT		3,284.24 ton	76,448.26 ton	
CRUSHER PLANT		1,482.96 ton	137,457.91 ton	604.44 ton
	Supplied :-	1,854.14 ton		
BELIATTA PLANT				
CRUSHER PLANT		ton	17,388.87 ton	
Total Production of the month:-				
	Asphalt	9,048.38 ton		
	Crusher	25,963.39 ton		
	Decanting	2,272.00 drums		
	Wearing	= 5,876.89 ton		
	Binder	= 3,165.47 ton		
	Pre mix	= 6.02ton		
	Keangnam (Hot bitumen)	= 0 ton		

Annex B02: Monthly Labour Involvement

NEM CONSTRUCTION (Pvt) LTD				Record No	5	
MONTHLY COSTING REPORT - SEPTEMBER ~2015				Page No		
BOPITIYA SITE						
<i>BOPITIYA SITE STAFF SALARY SHEET</i>						
Administration						
<i>permanent</i>						
No	Service No	Name	Designations	2015-August Amount		
1	1965	A.M.S.B.Amarasooriya	Project Manager	25,000.00		
2	2152	W.I.U.S.Wickramasingha	Mining Engineer	25,000.00		
3	2444	Y.H.P.S.M.Yapa	Mining Engineer	28,320.00		
4	733	C.M.R.C.Fernando	Operation Office	45,700.00		
6	2198	A.I.P.M.Saranga	Accounter	38,410.00		
7	2295	H.M.A.P.Dissanayake	Monitering Assistant	43,030.00		
9	2712	S.A.M.N.K.Sundarapperuma	Safety Officer	28,520.00		
10	2413	H.D Somapala	Helper (Office)	24,910.00		
11	1988	K.A.L.Silva	Plant Machanic	45,200.00		
		Allowances		343,375.00		
		Total Amount		647,465.00		
<i>Casul Wages</i>						
				1~15	15~31	Total
1		H.M.C.Chamika	W/B	10,700.00	10,200.00	20,900.00
2		U.T.Prabath	W/B	9,850.00	9,300.00	19,150.00
3		J.A.C.Jewantha	W/B	6,375.00	6,225.00	12,600.00
4		M.A.Premasiri	kitchen	9,350.00	11,600.00	20,950.00
5		P.K.Ruwan Kumara	kitchen	10,500.00	10,450.00	20,950.00
6		R.S.Rajapaksha	off. Helper	11,900.00	6,200.00	18,100.00
		Total Amount				112,650.00

Stores**permanent**

17	1686	S.P.J.Bandara	Stores Keepr	43,150.00
18	1856	H.M.P.C.Heratha	Stores Assistant	29,900.00
19	2302	K.S.Buddika	A.S.K	39,650.00
20	2412	V.R Samarathunga	Helper	30,780.00
22	2585	S.M.C.J.Samranayaka	Stores Assistant	30,300.00
Total Amount				173,780.00

Crusher**permanent**

91	1991	H.B.M.N.Karunarathna	Crusher Plant Operat	37,940.00	77,310.00
92	2042	D.M.Jayathissa Banda	Crusher Plant Operat	39,370.00	
93	2418	W.G.N.A.Gunasekara	C.Helper	23,140.00	
94	2145	R Chandana	Welder	32,120.00	Welder Haff Add Asphalt Pla
95	2144	K.M.N.N.Kumara	Welder	32,200.00	64,320.00 32,160.00
96	1989	W.M.Anura Kumara	Electrician	34,110.00	
97	2628	K Marasingha	Helper (Electrician)	31,270.00	Electrician Haff Add Admini
98	2795	B.P.Dumal Harishchandra	Helper (Electrician)	36,220.00	101,600.00 50,800.00
Total Amount				266,370.00	

Casul Wages

99		R.M.Anuruddha	Helper	8,750.00	9,700.00	18,450.00
100		B.G.Wasantha	Helper	14,600.00	9,850.00	24,450.00
101		S.A.Aasoka Jayaveera	Helper	5,550.00	4,600.00	10,150.00
102		U.H.C.Ruwan	Helper	9,500.00	13,300.00	22,800.00
103		A.P Indika	Helper	10,400.00	12,450.00	22,850.00
104		W.J. Kasun deshapriya	Helper	9,200.00	12,450.00	21,650.00
105		w.m.Ajith hemantha	Helper	12,350.00	10,050.00	22,400.00
106		D.S.S.laksita	Helper	10,850.00	10,800.00	21,650.00
107		K Nevil Cristoper	Helper	10,550.00	6,850.00	17,400.00
108		M.M.S.Kumara	Helper	12,200.00	14,350.00	26,550.00
Total Amount						208,350.00

231,490.00

Annex B03: Monthly Machinery Involvement

NEM CONSTRUCTION (Pvt) LTD															Record No	6
MONTHLY COSTING REPORT - SEPTEMBER ~2015															Page No	
BOPITIYA SITE																
<i>Bopitiya Plant Machinery & Vehicles Salary Distribution Sheet</i>																
Machine No	QURRY		CRUSHER PLANT		ASPHALT PLANT		From St/pla.(6 *9)		Quarry Cle..ring		DECANDIG PLANT-02		Other		Total	
	Hr	Salary	Hr	Salary	Hr	Salary	Hr	Salary	Hr	Salary	Hr	Salary	Hr	Salary	Total Hrs	Salary
227-3554	-	-	-	-	-	-	-	-	-	-	-	-	-	-	-	-
227-3555	-	-	-	-	-	-	-	-	-	-	-	-	-	-	-	-
227-3551	-	-	-	-	-	-	-	-	-	-	-	-	-	-	-	-
68-2485	4.50	1,435.05	0.50	159.45	-	-	15.00	4,783.50	-	-	-	-	-	-	20.00	6,378.00
LD-2963	4.50	1,435.05	2.00	637.80	-	-	17.67	5,634.96	-	-	-	-	-	-	24.17	7,707.81
68-2484	-	-	-	-	-	-	-	-	-	-	-	-	-	-	-	-
68-2486	-	-	4.67	1,489.26	-	-	21.00	6,696.90	-	-	-	-	-	-	25.67	8,186.16
LD-2968	4.50	1,435.05	2.33	743.04	-	-	32.17	10,259.01	-	-	-	-	-	-	39.00	12,437.10
	13.50	4,305.15	9.50	3,029.55	-	-	85.84	27,374.37	-	-	-	-	-	-	108.84	34,709.07
950G W/L 17	-	-	-	-	-	-	-	-	-	-	-	-	-	-	-	-
928G W/L 19	-	-	-	-	-	-	-	-	-	-	-	-	-	-	-	-
924G W/L 22	-	-	116.50	57,135.10	22.00	10,789.46	-	-	-	-	-	-	1.50	735.65	140.00	68,660.21
924G W/L 23	-	-	-	-	-	-	-	-	-	-	-	-	-	-	-	-
924 G W/L 20	-	-	32.00	15,693.76	7.00	3,433.01	-	-	-	-	-	-	-	-	39.00	19,126.77
Loader Ope.Salary		-		72,828.86		14,222.47	-	-	-	-	-	-	1.50	735.65	179.00	87,786.98
HE-29	61.00	13,859.74	-	-	-	-	-	-	-	-	-	-	-	-	61.00	13,859.74
HE-20	-	-	-	-	-	-	-	-	-	-	-	-	-	-	-	-
HE-36	-	-	-	-	-	-	-	-	-	-	-	-	-	-	-	-
He-38	14.00	3,180.92	7.00	1,590.46	-	-	28.00	6,361.85	4.00	908.84	-	-	-	-	53.00	12,042.07
HE-36	-	-	-	-	-	-	-	-	-	-	-	-	-	-	-	-
HE-32	2.00	454.42	28.00	6,361.85	-	-	50.00	11,360.44	-	-	-	-	2.00	454.42	82.00	18,631.13
HE-33	-	-	-	-	-	-	-	-	-	-	-	-	-	-	-	-
HE-8	-	-	-	-	-	-	-	-	-	-	-	-	-	-	-	-
Excavator Ope. Salary		3,635.34		7,952.31		-		17,722.29		908.84	-	-		454.42	196.00	44,532.94
BOB CAT -7	0.50	157.67	5.00	1,576.67	1.50	473.00	-	-	-	-	4.00	1,261.33	1.00	315.33	12.00	3,784.00

Annex B04: The Production Cost of Crusher Section

NEM CONSTRUCTION (Pvt) LTD						Record No	11
MONTHLY COSTING REPORT - SEPTEMBER ~2015						Page No	
BOPITIYA SITE							
CRUSHING COST							
DESCRIPTION	UNIT	QTY	RATE	AMOUNT	SUB TOTAL	% of Total Cost	UNIT COST Rs. / Ton
MANPOWER COST							
Plant Engineer	Nos						
Plant Operator	Nos	3		77,310.00		2.00%	5.30
Helpers	Nos	8		231,490.00		6.00%	15.86
Loader Operator	Nos			72,828.86		2.00%	4.99
Water Bowser	Nos			43,555.00			
Ten Wheel driver	Nos			3,029.55			
Excavators	Nos			25,674.60			
Welders	Nos	2		32,160.00		1.00%	2.20
Electrician	Nos	2		50,800.00		1.00%	3.48
ETF & EPF (15%)						0.00%	-
					536,848.01	12.00%	36.78
PLANT DIESEL COST							
Generator -365	Hr	92.80	750.00	69,600.00		2.00%	4.77
Diesel	Lts	2,813.00	95.00	267,235.00		7.00%	18.31
Generator -410	Hr		750.00	-		0.00%	-
Diesel	Lts		95.00	-		0.00%	-
Generator -500	Hr	168.50	750.00	126,375.00		3.00%	8.66
Diesel	Lts	7,348.00	95.00	698,060.00		18.00%	47.83
Plant Diesel Cost					965,295.00	24.00%	66.14
					195,975.00	5.00%	13.43
MACHINE COST							
9240 Wheel Loader -23	Hr		1,900.00	-		0.00%	-
Diesel	Lts		95.00	-		0.00%	-
924 G Wheel loader -22,	Hr	116.50	1,900.00	221,350.00		6.00%	15.17
Diesel	Lts	1,640.99	95.00	155,894.05		4.00%	10.68
924 G Wheel loader -20	Hr	32.00	1,900.00	60,800.00		2.00%	4.17
Diesel	Lts	356.11	95.00	33,830.45		1.00%	2.32
Excavators	Hr	35.00	2,100.00	73,500.00		2.00%	5.04
Diesel for Excavators	Lts	626.60	95.00	59,527.00		2.00%	4.08
Ten Wheelers	Hr	9.49	1,700.00	16,133.00		0.00%	1.11
Diesel	Lts	64.51	95.00	6,128.45		0.00%	0.42
LT-14	Hr	4.80	300.00	1,440.00		0.00%	0.10
Diesel	Lts	54.00	95.00	5,130.00		0.00%	0.35
PA-5347(W/B)	Hr			25,000.00		1.00%	1.71
Diesel	Lts	44.00	95.00	4,180.00		0.00%	0.29
47-0224 (w/B)	Hr			25,000.00		1.00%	1.71
Diesel	Lts	35.00	95.00	3,325.00		0.00%	0.23
WG-13	Hr		500.00	-		0.00%	-
Diesel	Lts		95.00	-		0.00%	-
Diesel For Water Pumps	Lts	28.00	95.00	2,660.00		0.00%	0.18
BOB CAT-7	Hr	5.00	900.00	4,500.00		0.00%	0.31
Diesel	Lts	33.74	95.00	3,205.30		0.00%	0.22
6 x9 Loading & Transport Cost				545,058.56			
					1,246,661.81	32.00%	85.42
PLANT COST							
Electricity Expenses						0.00%	-
Material Cost				100,765.69	100,765.69	3.00%	6.90
ADMINISTRATION COST							
				899,336.43	899,336.43	23.00%	61.62
Total Running Cost					3,944,881.94	91%	249.97
Crusher Production (Ton)				Ton	14,594.53		14594.53
Running Cost Of Unit from Crusher Plant				Rs./Ton	270.30		
..... PREPARED BY CHECKED BY APPROVED BY					
DATE	DATE	DATE					

APPENDIX C

Annex C01: Flow Chart –Stores Management System of Organization

FLOW CHART	ACTIVITY OR OPERATION	CONTROL PARAMETERS	RECORD/DOCUMENT	RESPONSIBLE OFFICER
1	(1)Receiving Material Requisition Form From Site	Authorized by PM		PM, SM
2	(2)Sending MRF to Procurement Department to Check Availability	Followed by MRF		PM Estimator
3	(3)Sending samples from sample room/ technical literature/ for approval if necessary	Contractor document details available quantity	Delivery Advice of Dispatch	PM Estimator
4	(4)If not available - sending MRF to Procurement Managers(MPS)	Ex.Stock	1st copy	SK
5	(5)Receiving Purchase Order from Procurement Department			MPS, SK
6	(6)Fax to the Supplier		PO	Estimator
7	(7) Send the vehicle to collect the items		PO	SK
8	(8)If materials were not received to H/O		Pending material summary	SK
9	(9)Receiving items to stores		Dispatch Note, Invoice, PO	SK
10	(10)Raising items to stores		GRN, DA.	SK
11	(11)Sent to the site		Gate Pass, Material Daily Receiving Summary, Issuing Summary	SK
12	(12)Get original GRN from site			Data Entry Operator (Executive)
13	(13)Send the Invoice and GRN to Procurement division		Invoice, PO, Copy GRN	SK
14	(14)Monitoring monthly budget site wise			

Annex C02: Material Requisition Form

MATERIAL REQUISITION FORM



NAME OF PROJECT _____

DATE _____

NO	ITEM	LAST REQUISITION NUMBER & DATE		BALANCE AT LAST REQUISITION DATE	QTY RECEIVED FROM LAST REQUISITION	QTU USED	BALANCE AT SITE	THIS REQUEST		HEAD OFFICE USE ONLY
								QTY	EXP DATE	

STORE KEEPER

PROJECT MANAGER

Annex C03: Purchase Order

NEM CONSTRUCTION (PVT) LTD.

No.629, Baseline Road, Colombo 09.

Telephone : +94-11-2671814 / 11-2672071 Fax: +94-11-2685132 Email. nemcons@sltnet.lk

PURCHASE ORDER

To :

Co.Reg.No:

Date:

Purchase Order No:

MRF No:

Delivery Instructions :-

No.	Item Description	Unit	Qty	Rate (Rs.)	Amount (Rs.)
					-
Sub Total					-
TOTAL					-

Please acknowledge receipt of our order. The acceptance and execution of this order by you implies that you have accepted the above conditions

Please quote this Purchase Order number in your invoice

.....
Purchasing Manager

Annex C04: Goods Received Note

NEM CONSTRUCTION (PVT) LTD. 17, Minuwangoda Road, Ekala, Ja-Ela						Form No. Sr/02 G.R Note Work Site ----- -----		
Supplier _____			Purchase Date _____					
Our Purchase Order No _____			Date _____		CASH/CREDIT			
Supplier Invoice No _____								
Item No	Description	Code No	Qty Received		Value			Remarks
			Unit	Qty	Price	Rs.	Cts.	
TOTAL								
I Certify that the receipt of goods described above is in good condition and order / as per specification in purchase order as stated in remarks column.								
_____ Store Keeper Not Supplied/ Leakages / Returns / Damages noted for action					_____ Payment Approved			
_____ Supplier Office					_____ Book Keeper			

Annex C05: Advice of Dispatch

NEM CONSTRUCTION (PVT) LTD

17, Minuwangoda Road,
Ekala Ja-Ela
Tel : 2233371

From: No ST/05

No : _____

Date: _____

ADVICE OF DISPATCH

Work Site _____

To _____

From _____

The following quantities of goods dispatched by vehicle No: _____ on _____

Please acknowledge receipt of same on the green copy attached.

Item No	Indent No	Description	Unit	Qty	Unit Price	Value		Remarks
						Rs.	Cts.	

Document Ref : Transport Contractor

Issed by _____

For NEM(pvt) ltd

Checked by _____

Received by _____

Storekeeper

CARRIER'S STATEMENT

Examined the above and received in good condition

ඉහත සඳහන් බඩු පරීක්ෂා කර බාර ගතිමි.

රියදුරු / සහයක අත්සන

Annex C07: Database Report (Raw Material Supply to the Plant)



NEM CONSTRUCTION (PVT) LTD

Material Overview for a Project

Ledger : Boulders

Project Code : Crusher Plant -02 (Boulder Crusher -Pannala)

Date From : 01-Sep-15

Upto : 30-Sep-15

Date	PO NO	GRN NO	SRN NO	MTN/ MRN NO	Project / Supplier	Rate	Debit Quantity	Amount Debit (Rs)	Credit Quantity	Amount Credit (Rs)
11/01/14					Nuwan Construction		475.83		0.00	0.00
11/01/14					Asphalt Plant -Stock(Pannala)		154.26		0.00	0.00
11/03/14					Nuwan Construction		325.29		0.00	0.00
11/03/14					Asphalt Plant -Stock(Pannala)		97.44		0.00	0.00
11/10/14					Asphalt Plant -Stock(Pannala)		453.48		0.00	0.00
11/11/14					Asphalt Plant -Stock(Pannala)		551.38		0.00	0.00
11/12/14					Asphalt Plant -Stock(Pannala)		458.45		0.00	0.00
11/13/14					Asphalt Plant -Stock(Pannala)		421.31		0.00	0.00
11/14/14					Asphalt Plant -Stock(Pannala)		719.13		0.00	0.00
11/15/14					Asphalt Plant -Stock(Pannala)		850.51		0.00	0.00
11/16/14					Asphalt Plant -Stock(Pannala)		181.22		0.00	0.00
11/17/14					Asphalt Plant -Stock(Pannala)		885.83		0.00	0.00
11/18/14					Nuwan Construction		684.19		0.00	0.00
11/18/14					Asphalt Plant -Stock(Pannala)		120.71		0.00	0.00
11/19/14					Nuwan Construction		708.96		0.00	0.00
11/19/14					Asphalt Plant -Stock(Pannala)		138.38		0.00	0.00
11/20/14					Asphalt Plant -Stock(Pannala)		47.71		0.00	0.00
11/20/14					Nuwan Construction		482.55		0.00	0.00
										0.00
					Total		7,756.63			
					Balance		7,756.63	0.00	0.00	0.00

Annex D03: Work Order Form

NEM CONSTRUCTION (PVT) LTD.

WORK ORDER FORM

Work Order No. _____

Job No : _____

Date of job Received _____

Date of Commencement _____

Date of Completion _____

01. Request for Service / Repair / Activity

a) Machine / Vehicle / Item / Activity Identification No. _____

b) Meter reading _____

c) Name of the drive / operator _____

d) Brief description of the repair requested

e) Diagnosis of the fault

 Mechanical Officer _____ Date _____

02. Job Card

a) Job No _____ c) Date of commencement _____

b) Date of job Received _____ d) Date of completion _____

e) Description of the work attended to

f) Final Inspection done by : Name _____ Date _____

I certify that all necessary repairs have been completed and machinery / Vehicle tested and found to be OK

 Mechanical Officer _____ Date _____

03. Labour Cost

	D	A	T	E	Total Days Hours	Rate	Amount (Rs)
Mechanic							
Welders							
Lathemen							
Electricians							
Tinkers							
Painters							
Services Men							
Tyre Fitters							
Supervision							
						TOTAL	_____

MRN Nos. []

04. **Materials used**

Date	Part No	Material / Description	Qty	Amount (Rs)

Checked and certified correct by []

Mechanical Manager

Date

05. **Repair and maintenance cost summary**

- a) Total spares cost Rs.
 - b) Total material cost Rs.
 - c) Total labour cost Rs.
 - d) Total machine & vehicle cost Rs.
 - e) Other expense Rs.
- Total Cost for the job Rs.

Mechanical Officer

Date

Annex D04: Database Format (Monthly maintenance & Repair cost of a Plant)



NEM CONSTRUCTION (PVT) LTD
Repair History

Vehicle No : LE - 7783

Job No	Repair Type	Duration	Material Used	Labour Cost	Spareparts Used	Vehicle & Machinery Used	Other Expenses	Total
2015(01/13)	Mechanical		1,255.00	7,125.00	1,960.00	1,834.50		12,174.50
2015(02/28)	Mechanical		4,006.00	22,103.00	7,675.00	7,862.70		41,646.70
Total								53,821.20

