

LA/DCM/81/03

**AN ANALYTICAL STUDY OF THE SPATIAL ORCHESTRATION PATTERNS  
IN SRI LANKAN VERNACULAR CAVE TEMPLES**

**With special reference to Kandyan period**



UNIVERSITY OF MORATUWA, SRI LANKA


The Dissertation Submitted to the Faculty of Architecture,  
University of Moratuwa, Sri Lanka,  
for the Final Examination of M. Sc. [ Architecture ], January 2003  
And Part Two of the

Royal Institute of British Architects



University of Moratuwa, Sri Lanka  
Electronic Theses & Dissertations  
www.lib.mrt.ac.lk

72 "03"  
726.1 (540.1)




**K. M. S. B. ATHAPATTU**

FACULTY OF ARCHITECTURE  
UNIVERSITY OF MORATUWA  
SRI LANKA  
JANUARY 2003

79005

79005





University of Moratuwa, Sri Lanka  
Electronic Theses & Dissertations  
[www.lib.mrt.ac.lk](http://www.lib.mrt.ac.lk)

## **CONTENTS**

---

**Acknowledgement**

**List of Illustrations**

**Contents**

**Introduction**

Topic explanation  
Need of study  
Introduction of study  
Methodology

<b><u>CHAPTER – 01</u></b>	<b>01</b>
<b><u>Spatial orchestration in Architecture.</u></b>	
1-1 Introduction of Architecture	01
1-2 Architectural Space	02
1-2-1 Explanation to "Space"	03
1-2-1-1 Qualities of spatial enclosure	03
1-2-1-2 Quantities of spatial enclosure	04
1-2-2 Attributes of space	05
1-2-2-1 Center	05
1-2-2-2 Enclosure	06
1-2-2-3 Depth	06
1-2-2-4 Density	07
1-2-2-5 Continuity	08
1-3 Spatial relationships in Architecture	09
1-3-1 Space with space	09
1-3-2 Interlocked space	10
1-3-3 Adjacent space	11
1-3-4 Spaces linked by common space	11
1-4 Spatial organization and spatial orchestration in Architecture	12
1-4-1 Spatial organization principles	13
1-4-1-1 Centralized organization	13
1-4-1-2 Linear organization	14
1-4-1-3 Radial organization	15
1-4-1-4 Clustered organization	16
1-4-1-5 Grid organization	17

1-4-2	Spatial orchestration	18
1-4-2-1	Continuity of spaces	19
1-4-2-2	Use of spatial relationship	20
1-4-2-3	Continuity of spatial expressions	25
1-4-2-4	Development of spatial meanings	25
1-4-2-5	Psychological progression related to spatial meanings	26
 <b><u>CHAPTER – 02</u></b>		<b>28</b>
 <b><u>Sri Lankan Vernacular Architecture, Phylosophical and Sociological Background.</u></b>		
2.1	Brief Introduction to Sri Lankan Vernacular Architecture	28
2.2	Aspects of Sri Lankan Vernacular Architecture.	34
2.2.1	Special Characteristic.	34
2.2.1.1	Harmony with Contrasting.	34
2.2.1.2	Composition of Geometrical Shapes.	35
2.2.1.3	Uniqueness of spatial construction pattern.	36
2.2.1.4	Quality of Minimalism.	37
2.2.1.5	Harmony with Nature.	38
2.2.1.6	Articulation of Traditional Space.	39
2.2.2.	Influences and Inspirations.	40
2.2.2.1	Sri Lankan Buddhist Tradition.	41
2.2.2.2	Nature.	42
2.2.2.3	Material and Construction technology.	43
2.2.2.4	Sense of human Scale	45
 <b><u>CHAPTER – 03</u></b>		<b>49</b>
 <b><u>Kandyan Cave Temple in Sri Lanken Vernacular Tradition</u></b>		
3-1	Brief introduction to Kandyan vernacular cave temple tradition	49
3-2	Historical background	50
3-3	The physical context	51
3-3-1	Geography and location	52
3-3-2	Climate	53

3-4	The social background		54
3-4-1	Political and Economic Background		54
3-4-2	Religious Background		56
3-4-2-1	The philosophy of Buddhism	56	
3-4-2-2	Generated values and human behavioral pattern		57
3-4-2-3	Architecture generated by Buddhist behavioral pattern		60
3-4-2-3-1	Spatial qualities of Kandyan vernacular cave temple architectural tradition		65
3-4-2-3-2	Spatial relationships		65
3-4-2-3-3	Related spatial organization and orchestration pattern		70
 <b><u>CHAPTER – 04</u></b>			<b>74</b>
<b><u>Case studies</u></b>			
4-1	Case study	One - Maraluwawa	74
4-2	Case study	Two - Niyadawanaya	83
4-3	Case study	Three - Kaballelena	93
4-4	Case study	Four - Ridigama	100
 <b>Conclusion</b>			<b>108</b>
 <b>Bibliography</b>			<b>113</b>



University of Moratuwa, Sri Lanka.  
Electronic Theses & Dissertations  
[www.lib.mrt.ac.lk](http://www.lib.mrt.ac.lk)

## **ACKNOWLEDGEMENT**

---

## **Acknowledgement**

---

I wish to acknowledge with deep sense of appreciation to those who had helped me in the presentation of this dissertation. Nimal de Silva, Dean of the Department of Architecture, University of Moratuwa, Dr. Smitha Manawadu, Head of the Department, Department of Architecture, University of Moratuwa, for the valuable guidance with constructive comments, Dr. Rohinton Emmanuel, Senior lecturer, Department of Architecture, University of Moratuwa, for the valuable guidance and advice given me through the project.

And also special thanks to, Archt; Channa Dasswatta, lecturer Department of Architecture, University of Moratuwa, Archt: Prasanna Kulathilaka, lecture, Department of Architecture, University of Moratuwa,

Sincere gratitude for Mr.: Sithumini Rathnamalala for his encouragement, criticism and valuable advice given.



University of Moratuwa, Sri Lanka  
Electronic Theses & Dissertations  
www.lib.mrt.ac.lk

I wish to thank my dear mother, father and brother for all their supports and encouragement to collect information, and help me to make this dissertation a success.

I would also like express my sincere thank to my friend Susantha, Kasun, Pulasthi, Prabahth, Nalin, Rasika, Ravihansa, Janaka, Chaminda for their help and valuable assistance.



University of Moratuwa, Sri Lanka.  
Electronic Theses & Dissertations  
[www.lib.mrt.ac.lk](http://www.lib.mrt.ac.lk)

## **LIST OF ILLUSTRATIONS**

---



## LIST OF ILLUSTRATIONS

---


- Figure – 01 “Kaba” is the center of the world of Muslims
- Figure – 02 “Kaludiya Pokuna”; nature into man made – a strong link
- Figure – 03 “Vierzehnheiligen”, pilgrimage church
- Figure – 04 Dense space interior of the mosque at Cordoba
- Figure – 05 The opening of space is obtained by the reduction of its degree of definition and by the presence of elements belonging to depth the interior and the exterior
- Figure - 06 Space within space
- Figure – 07 Space within space: suggestions
- Figure – 08 Inter locking space: spatial relationship
- Figure – 09 Adjacent space: spatial relationship
- Figure – 10 Spaces linked by common spaces
- Figure – 11 Spaces linked by common space: direct special relationship
- Figure – 12  Centralized organizations  
University of Moratuwa, Sri Lanka  
www.lib.mrt.ac.lk
- Figure – 13 Linear organization pattern
- Figure – 14 Radial organization pattern
- Figure – 15 Clustered organization pattern
- Figure – 16 Grid organization pattern
- Figure – 17 The building approach: frontal
- Figure – 18 The building approach: oblique
- Figure – 19 The building approach: spiral
- Figure – 20 Building entrances: formulation
- Figure – 21 Configuration of the path
- Figure – 22 Configuration of the path
- Figure – 23 Space relationship : passed by spaces
- Figure – 24 Space relationship : passed through spaces

Figure – 25	Path- space relationship: terminate in a space
Figure – 26	Tank- fed settlement- section
Figure – 27	Tank- fed settlement
Figure – 28	"Kaludiya Pokuna" : nature into man made- a strong link
Figure – 29	Orchestration pattern
Figure – 30	Life depict- minimalism
Figure – 31	Pathway- An extension in organic form
Figure – 32	Verandah, inside- from out side
Figure – 33	Vegetation in aesthetic functionality
Figure – 34	Impermanent nature
Figure – 35	Sense of belongings
Figure – 36	Nature with human
Figure – 37	.....in between.....
Figure – 38	.....endless.....
Figure – 39	Step with the natural rhythm
Figure – 40	Towards the end
Figure – 41	Steps beyond steps
Figure – 42	The last elevation
Figure – 43	The spiritual isolation
Figure – 44	Plan
Figure – 45	After the great elevation
Figure – 46	Preparation for worship
Figure – 47	The effect of filtering
Figure – 48	The first subway
Figure – 49	The last step of the pilgrim
Figure – 50	Filtering the mind
Figure – 51	Coming back

Figure – 52	Plan
Figure – 53	The start
Figure – 54	The final stairway
Figure – 55	A raised terrace
Figure – 56	The complete isolation
Figure – 57	Plan
Figure – 58	Turning point
Figure – 59	The first terrace
Figure – 60	Equal foot steps
Figure – 61	Framed path
Figure – 62	Starting worship
Figure – 63	Celebration started
Figure – 64	Continuation an progression of celebration
Figure – 65	Next?
Figure – 66	The final achievement
Figure – 67	Map