

13/08/00

04

Planning and Control of the Introduction of a
Closed Numbering System for
Telecommunications in Sri Lanka
- A Novel Approach

Chandrasriya De Silva





Department of Building Economics
University of Moratuwa
Sri Lanka

72908

ප්‍රඥප්තියක්
මොරටුව විශ්ව විද්‍යාලය, ශ්‍රී ලංකාව
මොරටුව.

Submitted in Partial Fulfillment of the Requirements of the
Degree of Master of Science
August 2000

69 "00"
62.1.29(5467)



72908

“Mindfulness is the source of all achievement”



University of Moratuwa, Sri Lanka.
Electronic Theses & Dissertations
www.lib.mrt.ac.lk

-Lord Buddha-

DEDICATION

**To my revered parents Kusuma and Sepala Mendis,
Beloved husband Sunil, son Sanjeewa and daughter
Samanthi whose loving support throughout made this**



A reality.
University of Moratuwa
Electronic Theses & Dissertations
www.lib.mrt.ac.lk


Table of Contents

Acknowledgements

Declaration

Abstract

1. INTRODUCTION	1
1.1 BACKGROUND.....	1
1.2 AIMS AND OBJECTIVES.....	3
1.3 THE RESEARCH METHODOLOGY.....	4
1.4 SCOPE AND LIMITATIONS OF THE RESEARCH.....	5
1.5 GUIDE TO THESIS.....	5
2. THE NUMBERING PLAN OF SRI LANKA – PRESENT AND FUTURE	7
2.1 INTRODUCTION.....	7
2.2 THE PRESENT NUMBERING SCHEME.....	7
2.3 DEFECTS OF THE PRESENT SYSTEM.....	10
2.4 THE APPROVED NEW NUMBERING PLAN.....	10
2.5 COMPARISON OF PRESENT AND NEW NUMBERING SCHEMES.....	12
2.5.1 <i>Comparison of present and new geographic numbering schemes of SLT</i>	12
2.5.2 <i>Anuradhapura (AD) Tertiary Switching Centre (TSC) Region</i>	13
2.5.3 <i>Outer Colombo (OCMB) TSC Region</i>	14
2.5.4 <i>The Galle (GL) TSC Region</i>	16
2.5.5 <i>Colombo (CMB) TSC Region</i>	17
2.5.6 <i>Kandy TSC Region</i>	18
2.5.7 <i>Comparison of present and new numbering schemes of Suntel</i>	19
2.5.8 <i>Comparison of present and new numbering schemes of LankaBell</i>	21
2.5.9 <i>Comparison of present and new numbering schemes of Cellular operators</i>	22
2.5.10 <i>Comparison of present and new numbering schemes of National Private Networks</i>	23
2.5.11 <i>New non –geographic numbering for special services</i>	24
2.5.12 <i>Possibility of converting all numbers to personal numbers</i>	25
2.5.13 <i>Below are listed the existing and proposed short codes</i>	26
2.6 ADMINISTRATIVE AND REGULATORY FUNCTIONS OF THE TELECOMMUNICATIONS REGULATORY COMMISSION OF SRI LANKA (TRCSL) WITH REGARD TO THE NATIONAL NUMBERING PLAN.....	26
2.7 NUMBER PORTABILITY.....	27
2.7.1 <i>Advantages</i>	28
2.7.2 <i>Technological options for portability</i>	28
2.7.3 <i>The regulator's involvement</i>	29
2.7.4 <i>Cost-Benefit Analysis</i>	30
2.7.5 <i>Alternatives to Number Portability</i>	31
2.8 SUMMARY.....	32
3. CONVENTIONAL PLANNING AND CONTROL TECHNIQUES IN PROJECT MANAGEMENT 33	
3.1 INTRODUCTION.....	33
3.2 PROJECT PLANNING CONCEPTS.....	33
3.3 ELEMENTS OF PROJECT PLANNING.....	34
3.4 MANAGERIAL PHILOSOPHY OF PLANNING.....	36
3.4.1 <i>A Separate Planning Department or Planner</i>	37
3.4.2 <i>Functional Manager as a Planner</i>	38
3.5 FUNCTIONS OF PLANNING.....	40
3.5.1 <i>Launch planning</i>	40
3.5.2 <i>Control Planning</i>	42
3.5.3 <i>Planning as a Management Tool</i>	44
3.5.4 <i>Planning as a dynamic model of a project</i>	45
3.5.5 <i>Planning and Control</i>	46
3.6 INTRODUCTION TO PROJECT PLANNING AND CONTROL TECHNIQUES.....	46



3.6.1	<i>The Gantt Chart</i>	49
3.6.2	<i>CPM/PERT - Network Analysis</i>	50
3.6.3	<i>Bar Chart versus CPM/PERT</i>	52
3.7	THE PLANNING AND CONTROL OF THE LARGER PROJECT, OR PORTFOLIO OF SMALLER PROJECTS	54
3.8	ELEMENTS OF ADVANCED PROJECT MANAGEMENT.....	55
3.8.1	<i>Work Breakdown Structure</i>	56
3.9	SUMMARY.....	60
4.	INFORMATION MODELLING	61
4.1	INTRODUCTION.....	61
4.2	EVOLUTION OF INFORMATION MODELLING.....	61
4.3	DATA FLOW DIAGRAMS.....	65
4.4	ADVANTAGES OF THE DATA FLOW APPROACH.....	65
4.5	CONVENTIONS USED IN DATA FLOW DIAGRAMS.....	66
4.6	DRAWING DATA FLOW DIAGRAMS.....	69
4.6.1	<i>Rules for Drawing Data Flow Diagrams</i>	70
4.6.2	<i>Developing tests for the symbol set</i>	71
4.6.3	<i>Analysis of the system</i>	73
4.6.4	<i>Construction of Data Flow Diagrams</i>	74
4.6.5	<i>Numbering the Processes</i>	75
4.6.6	<i>Sample Data Flow Diagrams</i>	76
4.7	COMMON DATA FLOW DIAGRAMMING MISTAKES.....	78
4.8	DATA FLOW DIAGRAMMING VS. FLOW CHARTING.....	79
4.9	USING DATA FLOW DIAGRAMS.....	80
4.10	SUMMARY.....	80
5.	USING DATA FLOW DIAGRAMS TO CREATE A WBS AND AN IMPLEMENTATION SCHEDULE FOR THE NUMBERING PROJECT	81
5.1	INTRODUCTION.....	81
5.2	CONSTRUCTION OF THE DATA FLOW DIAGRAMS.....	81
5.2.1	<i>The numbering Project</i>	81
5.2.2	<i>The 0 Level Diagram</i>	82
5.2.3	<i>The Context Diagram</i>	83
5.2.4	<i>The level '1' diagram for process 4, viz Final implementation of the numbering plan</i>	84
5.2.5	<i>Level '2' Data flow Diagrams</i>	84
5.2.6	<i>Level 3 Data Flow Diagrams</i>	84
5.2.7	<i>Level 4 Data Flow Diagrams</i>	85
5.2.8	<i>Final and Accurate Data Flow Diagrams</i>	85
5.3	DRAWING THE WORK BREAKDOWN STRUCTURE.....	85
5.4	DRAWING THE GANTT CHART.....	86
5.5	THEORIZING THE METHOD.....	87
5.5.1	<i>Step 1- Drawing the DFD'S</i>	87
5.5.2	<i>Step 2 – Drawing the WBS</i>	89
5.5.3	<i>Step 3 – Drawing the Gantt Chart</i>	90
5.6	SUMMARY.....	90
6.	CONCLUSION	91
6.1	INTRODUCTION.....	91
6.2	FINDINGS.....	91
6.2.1	<i>Efficacy of DFD's in Creating a Work Breakdown Structure and a Gantt Chart</i>	91
6.2.2	<i>The most appropriate strategy in implementing the new National Numbering Plan</i>	92
6.3	CRITICAL EVALUATION OF THE DATA FLOW APPROACH AS A PLANNING AND CONTROL TECHNIQUE IN PROJECT MANAGEMENT.....	93
6.4	RECOMMENDATIONS.....	93
6.4.1	<i>Implementation</i>	94
6.4.2	<i>Information Campaign</i>	94

6.4.3	<i>Numbering Administration</i>	94
6.4.4	<i>Tariff Significance</i>	95
6.5	SUMMARY	96

Appendix A
Appendix B
Appendix C
Appendix D
References



University of Moratuwa, Sri Lanka.
Electronic Theses & Dissertations
www.lib.mrt.ac.lk

Table of Figures

Fig. 2.1 - Sri Lanka Telecom Secondary Switching Centre Areas	9
Fig. 2.2 - Proposed New Numbering Regions	11
Fig. 2.3 - Northern Region.....	14
Fig. 2.4 - Outer Colombo Region.....	15
Fig. 2.5 - Southern Region	16
Fig. 2.6 - Colombo Region.....	17
Fig. 2.7 - (i) Star Network ; (ii) Mesh Network; (iii) Star - Mesh (Mixed) Network	18
Fig. 2.8 - Central Eastern Region	19
Fig. 2.9 - Suntel new geographic numbering scheme.....	20
Fig. 2.10 - LankaBell new geographic numbering scheme	21
Fig. 2.11- Cellular Operators - New non - geographic numbering scheme.....	22
Fig. 2.12 - Air Lanka Numbering Scheme	23
Fig. 2.13 - Technological Options for Number Portability (Buckley 1994).....	29
Fig. 3.1 - Strategic and Tactical Plans.....	33
Fig. 3.2 - Elements of Project Planning	36
Fig. 3.3 - Managerial Philosophy of Planning	39
Fig. 3.4 - Control Cycle (Harrison 1985).....	43
Fig. 3.5 - The Project Planning Process (Morris 1994).....	47
Fig. 3.6 - Gantt Chart	49
Fig. 3.7 - Network diagram - Arrow Diagram (Bergen 1986).....	51
Fig. 3.8 - Work Breakdown Structure (Reiss 1996).....	57
Fig. 3.9 - Outline, Form of Work Breakdown Structure (Klein, Ludin 1993)	59
Fig. 4.1 - Conflicts inherent in Business process design and Information system design (MIS7520 1996)	62
Fig. 4.2 - Types of data flow process models: physical, logical and process redesign (MIS7520 1996)	64
Fig. 4.3 - Data Flow Diagram Symbols (O'Brien 1995). Sri Lanka.....	68
Fig. 4.4 - Numbering Scheme for Various Levels of a DFD (Perera 1998)	76
Fig. 4.5 - Context Diagram	77
Fig. 4.6 - Level 0 Data Flow Diagram (Kendall, Kendall 1992).....	77
Fig. 4.7 - Level 1 Data Flow Diagram (Kendall, Kendall 1992)	78

Table of Tables

<i>Table 2.1 - Present Trunk Access Code System</i>	8
<i>Table 2.2 - Proposed New Numbering Scheme</i>	11
<i>Table 3.1 - Critical Path Method (Bergen 1986)</i>	51
<i>Table 4.1 - Data Flow Diagramming vs. Flow Charting</i>	79



Acknowledgments

I am indebted to Mrs.Chitra Wedikkara, who, as my Lecturer & Head of Building Economics Department, through the introduction of an M.Sc course in Project Management at Moratuwa University put me on the right tract to achieve my life's most cherished dreams.

I am extremely grateful to Dr.Srinath Perera, our course co-ordinator who introduced Data Flow Diagrams to me when I came to a dead-end in my research and put me back on the track and closely guided me throughout my dissertation.

My deep gratitude is due to Prof. Rohan Samarajiva, who allowed me to use the numbering project as my research, and despite his multifarious duties in the Commission, ungrudgingly listened to me, discussed with me and read through my chapters on numbering, and made useful comments, suggestions and corrections.

My sincere appreciations are to all the members and staff of the Building Economics Department who encouraged me to carry on my work on the dissertation and supported in many ways.

I am extremely obliged to all my Lecturers who through their lectures on various subjects on Project Management lay the foundation for this work.

My heartfelt thanks are due to all my fellow students whose friendship & support made this a work of joy.

I convey my grateful thanks to Moratuwa University, my second alma mater, who paved the way to achieve my life's dreams.

I pay respects to my revered parents whose encouragement and support gave fresh vigor & strength to carry out my work.

Last not the least I would like to mention that without the willingness and co-operation of my beloved husband, Sunil De Silva, our Sanjeewa and Samanthi, I would not have been able to devote uninterrupted attention to this work.

Nawala.

Chandrasriya De Silva



University of Moratuwa, Sri Lanka.
Electronic Theses & Dissertations
www.lib.mrt.ac.lk

DECLARATION

I, Mrs Warnakula Chandrasriya De Silva hereby declare that this is an original work by me and that the material used in this dissertation has not been used anywhere else except:

- 1) Where some of the material in chapter 2 were used by me at a presentation at the Telecommunication Regulatory Commission of Sri Lanka (TRCSL) and as a paper submitted to Telecommunications Regulatory Authority of India,
- 2) Where some of the material used in chapter 6 (Tariff Significance) were submitted by me as a Commission Paper to the Commission, and,
- 3) Where Appendices A, B & C were submitted by me to the Director General of Telecommunications and Director/Technical of TRCSL for approval.



University of Moratuwa, Sri Lanka
Electronic Theses & Dissertations
www.lib.mrt.ac.lk

.....

Supervisor, Dr.Srinath Perera

A handwritten signature in black ink, appearing to read 'Chandrasriya De Silva', written over a dotted line.

Chandrasriya De Silva

ABSTRACT

The author first started with the research “Information Management of Telecommunication Development Projects”. After working on it for an year the author came to a dead-end. At this point the author was handling the numbering project (Introduction of a Closed Numbering System for Telecommunications in Sri Lanka) at the Telecommunications Regulatory Commission of Sri Lanka (TRCSL). At this point also the author was introduced to an Information Modeling Technique called Data Flow Diagramming.

Having obtained prior approval from the Commission to use the Numbering Project as her research, the authors’ intention was to create an implementation schedule for the Numbering Project. In order to create an implementation schedule, first what is called a Work Breakdown Structure (WBS) had to be prepared. Having studied the literature on Data Flow Diagramming (DFD) the term ‘exploding used in DFD’s and WBS gave the author the idea to create a WBS using DFD’s.



University of Moratuwa, Sri Lanka.
Electronic Theses & Dissertations
www.lib.mrt.ac.lk

After creating the initial DFD’S the author interacted with users of the implementation schedule in order to create a set of final and accurate DFD’S.

After creating the DFD’s, the WBS and a Gantt Chart (Implementation Schedule) were prepared using the levels and numbering scheme used in the DFD’s. The methodology, findings and the author’s recommendations are given in chapters 5 & 6.

The author also carried out literature surveys on Telecommunication Numbering, the present & new Numbering Plans of Sri Lanka, Conventional Project Planning and Control Techniques and Information Modeling.

These are presented in Appendix D and chapters 2, 3, 4 respectively.